



**District Report Card: 2017**


<b>State:</b> Nagaland	<b>District:</b> Wokha
<b>Class:</b> 8	<b>Subject:</b> Science
<b>Schools:</b> 21	<b>Students:</b> 250


**Participation/Coverage**


**Students**

<div>GENDER</div> <div></div>	Boys				Girls			
	Number		%		Number		%	
	120		48.00		130		52.00	

<div>AREA</div> <div></div>	Rural				Urban			
	Number		%		Number		%	
	167		66.80		83		33.20	

<div>CATEGORY</div> <div></div>	SC		ST		OBC		GEN	
	Number	%	Number	%	Number	%	Number	%
	0	0.00	246	98.40	1	0.40	3	1.20

<div>CWSN</div> <div></div>	LD	VI	HI	S&LD	ID	Oth
	0	0	0	0	0	250

<div>Management</div> <div></div>	Government			Government-aided		
	Number		%	Number		%
	250		100.00	0		0.00

**Average Performance of Students in Science (%)**

Overall	Gender		Area		Management		Social Group			
	Male	Female	Rural	Urban	Govt.	Aided	SC	ST	OBC	GEN
38.75	34.17	42.97	34.13	48.03	38.75	0.00	0.00	38.70	53.33	37.78

## Performance on Learning Outcomes (LOs)

Learning Outcomes	Description	Average Performance(%)
SCI703	Classifies materials and organisms based on properties/characteristics	43.72
SCI704	Conducts simple investigation to seek answers to queries	29.95
SCI705	Relates processes and phenomenon with causes	35.94
SCI708	Measures and calculates e.g., temperature; pulse rate; speed of moving objects; time period of a simple pendulum, etc.	30.40
SCI710	Plots and interprets graphs	23.28
SCI711	Constructs models using materials from surroundings and explains their working	32.76
SCI801	Differentiates materials, organism and processes	59.13
SCI804	Relates processes and phenomenon with causes	55.17
SCI805	Explains processes and phenomenon	36.98
SCI807	Measures angles of incidence and reflection, etc.	42.40
SCI811	Applies learning of scientific concepts in day-to-day life	28.68
SCI813	Makes efforts to protect environment	46.00

Range of Performance of Students who Answered Correctly							
Below 30%		30% - 50%		50% - 75%		Above 75%	
Number	%	Number	%	Number	%	Number	%
98	39.20	81	32.40	61	24.40	10	4.00

### Lowest Performing Learning Outcomes (LOs)

- 1 - Plots and interprets graphs (23.28)
- 2 - Applies learning of scientific concepts in day-to-day life (28.68)
- 3 - Conducts simple investigation to seek answers to queries (29.95)
- 4 - Measures and calculates e.g., temperature; pulse rate; speed of moving objects; time period of a simple pendulum, etc. (30.40)
- 5 - Constructs models using materials from surroundings and explains their working (32.76)